

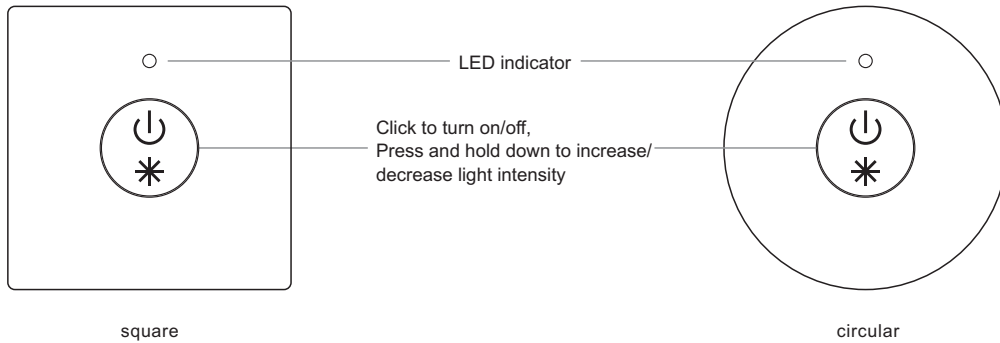
RF Single Color Remote Controller

09.2807S.04134



Important: Read All Instructions Prior to Installation

Function introduction



Front side



If the remote is out of power, you can open the back cover and replace the battery(CR2025).

Back side

Product Data

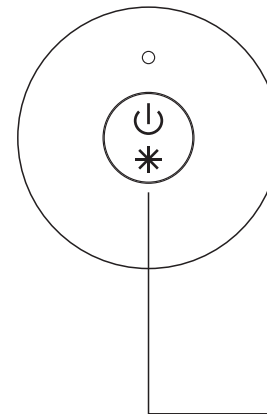
Output	RF signal
Operation Frequency	868/915/434MHz
Power Supply	3V(CR2025 battery)
Operating temperature	0-40°C
Relative humidity	8% to 80%
Dimensions	32x32x9.8mm

- Control 1 zone
- Single color controller
- Memory Function
- Compatible with all universal series RF receivers
- 1 receiver can be paired by max 8 different remote controls.
- Waterproof grade: IP20

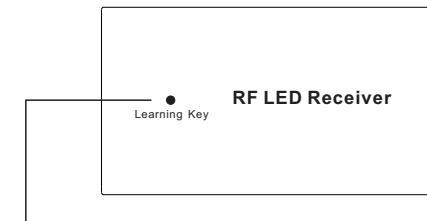
Safety & Warnings

- This device contains a button lithium battery that shall be stored and disposed properly.
- DO NOT expose the device to moisture.


Pair with RF receivers



Step 1: Do wiring the RF receiver according to wiring diagram (please refer to the instruction of RF receiver that you would like to pair with).



Step 2: Click the "Learning Key" button on RF receiver to set it into pairing status

Step 3: Click  button, LED lights connected with the RF receiver flicker once means the receiver is paired with the remote successfully.

Note: one receiver can be paired with max 8 remote controls.